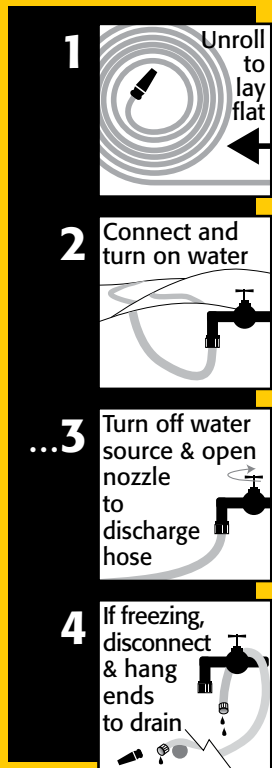


MUST READ INSTRUCTIONS



Hose ID increases as hose stretches with increased water pressure. For increased flow rate, increase water pressure.

Unlike other hoses, Clear-Flow™ hose is available in bulk spools for custom lengths.

EXTENDED WINTER USE

Always disconnect and hang end fittings down to drain if exposed to freezing.

In freezing conditions, use one continuous length. On next use, flush out residual ice before connecting nozzle.

When used as a filler hose only, in conditions colder than -10°C/14°F, especially for hoses 75' or longer, remove fitting at discharge end.

LOOK FOR THESE CLEAR-FLOW™ HOSE PRODUCTS

All Season Hose (5/8" ID • 100 psi)
available in 25' • 50' • 100' • 120'
or bulk spools of 500' or 1,000'
to assemble your own custom length

Contractor/Farm Hose (3/4" ID • 100 psi)
available in 35' • 60' • 100' • 120'
or bulk spools of 500' or 1,000'
to assemble your own custom length

If you have more extreme cold or lift requirements, ask about our air-charged **All Season -40°C No-Freeze Hose.**

For **trouble-shooting**, go to
www.ClearFlowWaterHose.com



Everlastic Plastic EPI Inc.
107 John St. South
Belleville, ON, Canada K8N 3E5
For information or assistance call
613-478-3306
For dealer inquiries call
613-661-4922
www.ClearFlowWaterHose.com

Patent Pending

Everlastic™ Enviroficient™ Clear-Flow™

All Season
Hose

5/8"

GHT

Garden

Expands to 3/4"

with increased water pressure

3/4"

GHT

Contractor/Farm

Expands to 7/8"



**ULTRA LIGHT
SELF-DRAINING
DRINKING WATER
SAFE** NSF 61 MATERIALS
**ENVIRONMENTALLY
WATER SAVING
DURABLE
KINK RESISTANT**

FLAT-TO-ROUND HOSE
25' in hand

Made in Canada & USA



CLEAR-FLOW BENEFITS

- **ULTRA LIGHT** – due to its self-draining operation, no water weight means Clear-Flow™ hose is much lighter than conventional hoses, our 25' hose is only 540g or 1 lb. 3 oz. – but it's heavy duty
- **DURABLE , STRONG AND RUGGED** – made from polyurethane, so don't let its light weight fool you. It's rated to handle 100 psi water pressure and 3rd party burst tests at 300 psi
- **DRINKING WATER SAFE** – NSF 61 certified materials assure our hose is potable water safe and, due to its natural elasticity, is bacteria and algae-growth resistant
- **ENVIRONMENTALLY FRIENDLY** – NSF, non-toxic materials mean this hose is non-polluting, protecting both you, your family and our rivers and lakes
- **COMPACT** – this flat hose takes less space to store and is easy to transport
- **MADE TO LAST** – using quality materials to exacting specifications with a 10-year warranty (limited to manufacturing defects)
- **NYLON FITTINGS** – are crush-resistant, NSF 61 material

• ENVIROFICIENT™:

- **RECYCLABLE** – hose, ProPEX rings and fittings are all recyclable
- **SAVES WATER** – no flushing needed to get rid of sun-heated water
- **SELF-DRAINING** – with the hose emptying after every use, the water's always fresh and cool for gardening or playtime, and a 25-foot hose discharges in 3 to 4 seconds
- **CLEAR** – UV rays passing through the hose help control bacteria and allow water to remain cool
- **BACTERIA AND ALGAE-GROWTH RESISTANT** – due to its natural elasticity when the hose is stretched by water pressure, bacteria and algae-growth are disrupted
- **FREEZE-PROOF** – this hose flows at temperatures down to -10°C/14°F without wind chill, and remains flexible to -30°C/-22°F
- **CUSTOM LENGTHS** – are simple with easy-to-drive-on, re-usable ProPEX rings and nylon crush-resistant fittings

WARNING: UNLIKE OTHER HOSES

READ AND LEAVE ATTACHED
WARNING TAG ON HOSE

Do not leave pressurized in order to preserve the flat profile memory that facilitates self-draining. If left pressurized (eg. RV use) the flat profile will be reduced. Restore the flat profile by rolling tightly and immersing in hot tap water until cool.

If leaving pressurized, use 50 psi pressure regulator.

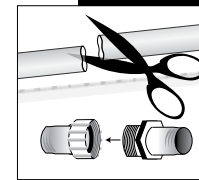
Use cold water only, when pressurized.

In freezing conditions, the hose self-empties, the fittings do not. Hang ends down to drain.

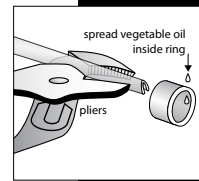
If using hot water DO NOT pressurize.

EASY TO ASSEMBLE

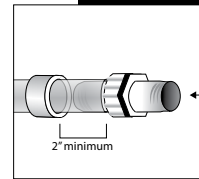
with reusable clamps



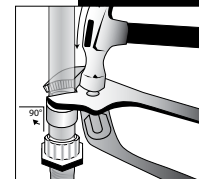
- 1 Measure and cut required length of hose. Then join female and male end fittings.



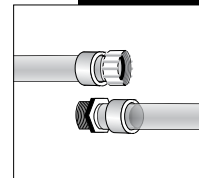
- 2 Apply vegetable oil to inside of ProPEX ring clamp. Fold hose with pliers to minimize width and slip a ProPEX ring over the end of the hose.



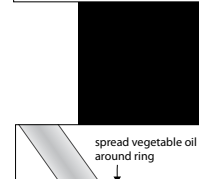
- 3 Holding ring, insert female fitting, pushing & wiggling hose from side to side until hose end is half the width of the ring from the fitting's shoulder.



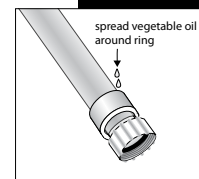
- 4 Drive ProPEX ring over fitting by holding pliers against ring at a 90° angle to the fitting and driving on with hammer or rubber mallet. Allow room for fitting collar to turn.



- 5 ProPEX ring needs to overlap fitting so that the tapered end of the fitting is visible beyond the ring.



- 6 Unscrew fittings and repeat steps 2, 3 and 4 for the other end of the hose.



- 7 To remove end fitting, apply a few drops of vegetable oil around ring and pry off with screwdriver. Hose can be re-assembled, as desired, re-using ProPEX ring with your choice of fittings.



RVs use
50 psi pressure
regulator when
left pressurized.